

PREMIUM SERIES

9200/9201/9202/9203

CLASSIC™ LINE



America's Favorite Garage Doors®



Model 9200, Short Elegant Panel with Optional Colonial 509 Window Design

Improve your home's appearance and energy efficiency with a Clopay Premium Series insulated garage door. With 2" of polyurethane insulation, Models 9200, 9201, 9202 and 9203 offer an exceptional insulating R-value, strength and security, as well as quiet operation and a beautiful appearance. Choose from three panel styles, seven color options and a wide range of decorative window options to create a door that fits your budget and enhances your home's curb appeal.

EFFICIENCY

17.2

R-VALUE

Calculated door section R-value is in accordance with DASMA TDS-163.

PAINT SYSTEM

LIMITED LIFE WARRANTY

WINDOWS

LIMITED 10YR WARRANTY

HARDWARE

LIMITED 3YR WARRANTY

QUALIFIES

ENERGY TAX CREDIT



PREMIUM SERIES

9200/9201/9202/9203



Model 9203, Long Elegant Panel with Optional Charleston 608 Window Design

DETAIL



Decorative panel edging and natural embossed woodgrain texture improve appearance close-up and from the curb.

STYLE



9200 Elegant Short
Complements homes with traditional styling.




9203 Elegant Long
Ideal for ranch style homes.




9201/9202 Flush
Perfect for contemporary and some transitional style homes.
9201 – 18" and 21" sections
9202 – 18", 21" and 24" sections



COLOR



White



Almond



Desert Tan



Sandtone



Chocolate*



Hunter Green*



Gray*


Due to the printing process colors may vary.

**Not available on Models 9202.*

Model 9201, Flush Panel with Optional Studio™ Series Art Deco II Window Design

3-LAYER | STEEL + 2" INSULATION + STEEL

- 1 2" thick CFC-free foamed-in-place polyurethane insulation provides an R-value of 17.2.
- 2 Patented Safe-T-Bracket® helps prevent serious injury that could occur if the bottom bracket were removed with the garage door closed and under tension.
- 3 Bottom weatherseal in a rust-proof aluminum retainer helps prevent elements from entering garage.
- 4 Weather-tight tongue-and-groove section joints help seal out wind, rain and snow.



- 5 Galvanized steel hinges attached to backup plates are durable, reliable and secure.
- 6 Nylon rollers are smooth and quiet.
- 7 Prepainted white end stiles and interior steel backing create a clean, finished appearance.
- 8 Inside/outside step plates and grip handles make doors easy and safe to operate.

Doors range from 6' to 16' high and 6'2" to 20'0" wide. Consult your Clopay dealer for size options.


Greater Energy Efficiency

Foam tape thermal break separates the interior from the exterior skin to improve energy efficiency and comfort.



Galvanized Torsion Spring

Corrosion-resistant, galvanized torsion springs look better and last up to 50% longer than industry standard springs.



Due to some height and weight restrictions, not all product offerings include galvanized torsion spring.

Rust-Prevention System

Steel skins are protected through a tough, layered coating system, including a hot-dipped galvanized layer, a protective metal oxide pretreatment, and a baked-on primer and top coat.



A FOCUS ON *green*

Clopay is committed to designing, manufacturing and distributing garage doors that enhance the beauty, safety and value of your home while minimizing the impact on the environment.

The 9200 Series helps conserve natural resources by providing a durable, reliable, low-maintenance, energy efficient door insulated with polyurethane. The 9200 Series (solid door or door with insulated glass) qualifies for the Federal Energy Tax Credit. Steel doors and hardware are impervious to moisture and will not rot, warp, crack or fade, and the steel used in Clopay's doors is made from over 75% recycled content. All Clopay doors are made in the U.S., minimizing shipping, damage and handling.

Visit our website for more details on Clopay's green practices and the tax credit qualifications.

clopaydoor.com/cgreen.aspx





WINDOW OPTIONS

Inspired by current architectural trends, our windows add natural light to your garage while adding curb appeal to your home. All Clopay window frames are UV-protected and are color matched to our prefinished door colors. Window frames screw in from the inside for easy glass replacement or to change designs.

Designer Collection Windows

Available in short or long panel designs, Clopay's Designer Collection Windows are created to complement many home styles.

Wrought Iron Series (Acrylic)

Studio™ Series (Acrylic)

Leaded Series (Acrylic)

Leaded Series (Glass)

Brilliance® Series (Glass)

Architectural Series (Glass)

9200 | 9201



Tuscan



Art Deco I



Art Deco II



Brass Radiance



Brass Elegance



Ashford™



Carlisle™



Solitaire



Palladian™

9200* | 9201 | 9203




Orleans



Living Tree



Mission



Brass Sun Burst (8', 9', 16', 17', 18' widths only)



Kristin™



Roselle™



Trenton™



Marquise



Trillian



Palladian with grille



Tuscan



Art Deco I



Brass Majesty



Ashford™



Carlisle™



Solitaire




Palladian



Orleans



Art Deco II



Kristin™



Roselle™



Marquise



Palladian with grille



Living Tree



Trenton™



Trillian



Mission

Classic Collection Windows

UV-protected cellular plastic insert designs snap into either the inside or outside of the window frame for easy cleaning or to change designs. Windows are offered in insulated, single strength, double strength, acrylic or obscure glass.

9200 | 9201



Cathedral 507



Charleston 508



Colonial 509



Prairie 510



Plain Window†



Sunset 501 (8', 9', 12', 16', 17', 18' widths only)



Sunset 502 (7', 7'6", 12' widths only)

9200* | 9201 | 9203



Sunset 503 (8', 9', 16', 17', 18' widths only)



Sunset 504 (14', 15', 15'6" widths only)



Sunset 505 (16', 17', 18' widths only)



Sunset 506 (10', 20' widths only)



Cathedral 607



Charleston 608



Colonial 609



Prairie 610



Madison 611



Plain Window†



Sunset 601



Sunset 603



Sunset 605

Portfolio® Line Windows

These windows are from Clopay's Portfolio line, featuring a larger viewing area and available on select models and heights.

(Acrylic)

(Glass)

9200* | 9201 | 9202 | 9203



Wrought Iron Short



Wrought Iron Long



Plain Short



Plain Long



Long with Rectangular Grilles



Arch 1 Plain



Arch 2 Plain



Wrought Iron Arch



Short with Square Grilles



Long with Square Grilles



Arch 1 with Grilles



Arch 2 with Grilles

* Panel emboss may not align on long window with short panels. Some size limitations apply.

† Shown with clear glass. Insulated and obscure glass optional.

Ask your Clopay Pro-Series Dealer for the Classic Line window brochure.

Visit clopay.com or call 1-800-2CLOPAY (800-225-6729) for more information on Clopay, America's Favorite Garage Doors.